

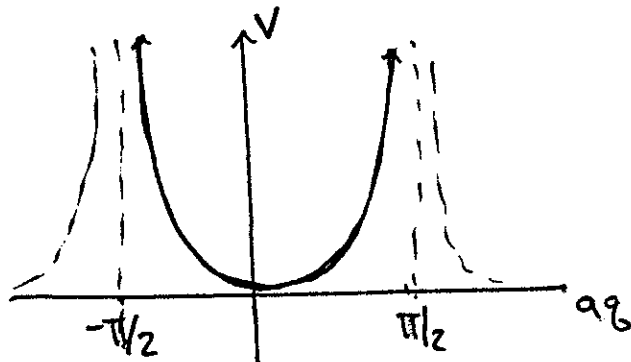
# P3318 HW8 SOLUTIONS

due: <sup>22</sup>~~25~~ APRIL

corrections? pt267@cornell.edu

## 1. (H&F 6.18) $\tan^2$ POTENTIAL

$$V(\varrho) = U \tan^2(a\varrho)$$



### a) FIND TURNING POINTS :

SUPPOSE A PARTICLE HAS ENERGY  $E$ ; THE TURNING POINTS  $\varrho_0$  CORRESPOND TO  $V(\varrho_0) = E$ .

$$E = U \tan^2(a\varrho_0)$$

$$\Rightarrow \tan^2(a\varrho_0) = \frac{E}{U}$$

$$\boxed{\varrho_0 = \frac{1}{a} \tan^{-1} \sqrt{\frac{E}{U}}}$$

b) PROVE:  $\frac{1}{\sqrt{2}} a I = \sqrt{E+U} - \sqrt{U}$  :

$$(6.94): I = \frac{1}{2\pi} \oint P \sqrt{g}$$

P GIVEN BY ENERGY CONDITION

$$E = \frac{P^2}{2m} + U \tan^2(\alpha g)$$

$$P = \sqrt{2m} \sqrt{E - U \tan^2(\alpha g)}$$

further, can take  $\oint \rightarrow 2 \int_{-\alpha g_0}^{\alpha g_0}$

$$I = \frac{\sqrt{2m}}{\pi a} \int_{-\alpha g_0}^{\alpha g_0} \sqrt{E - U \tan^2(\alpha g)} d(\alpha g)$$

now change variables:

$$x = \tan(\alpha g) \quad dx = \frac{d(\alpha g)}{\cos^2(\alpha g)}$$

$$\text{note: } \tan^2(\alpha g) + 1 = \frac{1}{\cos^2(\alpha g)} \Rightarrow dx = (x^2 + 1) d(\alpha g)$$

LIMITS of INTEGRATION:  $\pm \alpha g_0 \rightarrow \tan(\pm \alpha g_0) = \pm \sqrt{\frac{E}{U}}$   
from previous page

$$I = \frac{\sqrt{2m}}{\pi a} \int_{-\sqrt{E/U}}^{\sqrt{E/U}} \frac{\sqrt{E-Ux^2}}{1+x^2} dx$$

Many students had difficulty integrating this in Mathematica. As a general rule, you want to feed Mathematica the most simplified integral you can muster.

IN THIS INTEGRAL, Mathematica GETS WORRIED WHEN THE ARGUMENT OF THE SQUARE ROOT IS NEGATIVE. ONE WAY TO MAKE IT CLEAR WHAT'S GOING ON IS TO WRITE EVERYTHING IN TERMS OF  $E/U \equiv A$ .

$$I = \frac{\sqrt{2mU}}{\pi a} \int_{-\sqrt{A}}^{\sqrt{A}} \frac{\sqrt{A-x^2}}{1+x^2} dx$$

IN THIS FORM IT'S CLEAR THAT YOU NEVER INTEGRATE IN THE REGION WHERE THE INTEGRAND IS IMAGINARY. HERE'S THE MATHEMATICA CODE:

```
In[344]:= Assuming[{A ∈ Reals, A > 0}, Integrate[ $\frac{\sqrt{A-x^2}}{1+x^2}$ , {x, -√A, √A}]]
```

```
Out[344]=  $(-1 + \sqrt{1+A}) \pi$ 
```

$$I = \frac{\sqrt{2mU}}{\pi a} \cdot \pi \left( \sqrt{1 + \frac{E}{U}} - 1 \right)$$

$$= \frac{\sqrt{2m}}{a} \left( \sqrt{U+E} - \sqrt{U} \right) \quad \leftarrow \text{as noted in problem } m=1.$$

$$\Rightarrow \boxed{\frac{aI}{\sqrt{2}} = \sqrt{E+U} - \sqrt{U}} \quad (*)$$

c) SHOW THAT  $\omega(E) = \frac{\omega}{a\sqrt{2}} = \sqrt{E+U}$

$$(*) \Rightarrow E+U = \left( \frac{aI}{\sqrt{2}} + \sqrt{U} \right)^2$$

$$E = \frac{a^2}{2} I^2 + a\sqrt{2} I \sqrt{U} \quad (**)$$

$\uparrow$   $E=H$  for this system

IN THE ACTION-ANGLE REPRESENTATION,  $H = \omega I$

$$\omega = \frac{\partial H}{\partial I} = a^2 I + a\sqrt{2} U$$

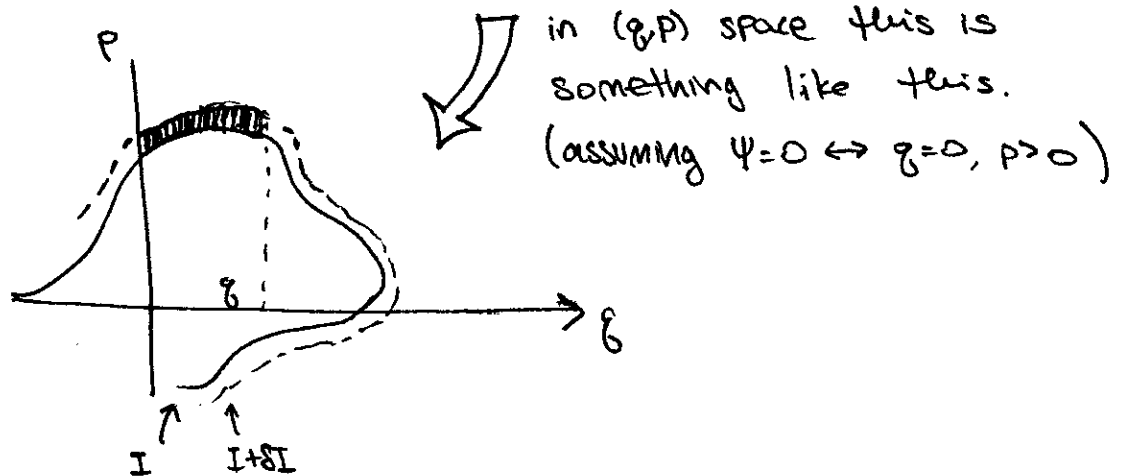
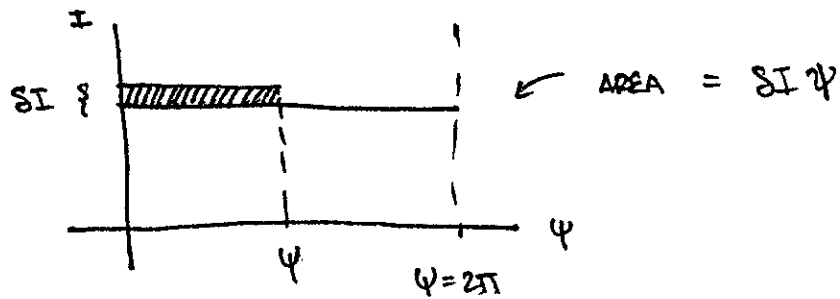
$$= a^2 \left( \frac{\sqrt{2}}{a} \sqrt{E+U} - \frac{\sqrt{2}}{a} \sqrt{U} \right) + a\sqrt{2} U$$

$$= a\sqrt{2} \sqrt{E+U}$$

$$\Rightarrow \boxed{\frac{\omega}{a\sqrt{2}} = \sqrt{E+U}}$$

2 (HJF 6.19) Area in PHASE SPACE } CAN. TRANSF

a) The infinitesimal area described by the problem is:



WRITE  $P(q, I) = P(q, E(I))$

$$\text{AREA in } (q, p)\text{-SPACE} = \int_0^q [P(q', I + \Delta I) - P(q', I)] dq'$$

$$= \boxed{\Delta I \int_0^q \frac{\partial P(q', I)}{\partial I} dq'}$$

$$\mathcal{L} = \Delta I \psi$$

THIS GIVES A CLOSED FORM EXPRESSION FOR THE ANGLE VARIABLES

REMARK: The problem notes that this is precisely what we have for an  $F_2$ -type generating function. Explicitly,

$$F_2(I, \vartheta) = \int_0^{\vartheta} P(\vartheta', I) d\vartheta'$$

$$\Rightarrow P = \frac{\partial F_2}{\partial \vartheta} \quad \checkmark$$

$$\Rightarrow \psi = \frac{\partial F_2}{\partial I} = \int_0^{\vartheta} \frac{\partial P}{\partial I}(\vartheta', I) d\vartheta' \quad \checkmark$$

b) NOW WE APPLY THIS RESULT TO THE  $\tan^2$  POTENTIAL OF PROBLEM 1.

$$\text{RESULT OF (a): } \psi = \int_0^{\vartheta} \frac{\partial}{\partial I} P(\vartheta', I) d\vartheta'$$
$$P = \sqrt{2m} \sqrt{E(I) - V(\vartheta')}$$

FROM PROBLEM 1c), eqn (i)

$$E = \frac{\alpha^2}{2} I^2 + a\sqrt{2U} I$$

SO WE JUST HAVE TO PUG ? CHUG ...

$$\psi = \sqrt{2m} \int_0^{\theta} \frac{\partial}{\partial I} \sqrt{E(I) - V(\theta')} d\theta'$$

$$= \sqrt{2m} \int_0^{\theta} \frac{\frac{\partial}{\partial I} E(I)}{\sqrt{E(I) - V(\theta')}} \cdot \frac{1}{2} d\theta'$$

$$\frac{\partial}{\partial I} E(I) = a^2 I + a\sqrt{2U}$$

PROB 1 (\*):  $I = \frac{\sqrt{2}}{a} (\sqrt{E+U} - \sqrt{U})$

$$\Rightarrow \frac{\partial}{\partial I} E(I) = a\sqrt{2} \sqrt{E+U}$$

$$= a\sqrt{m} \int_0^{\theta} \sqrt{\frac{E+U}{E-U \tan^2 a\theta'}} d\theta'$$

$$= \sqrt{m(A+1)} \int_0^{a\theta} \frac{d(a\theta')}{\sqrt{A - \tan^2(a\theta')}} \quad \leftarrow A = E/U$$

set  $m=1$

ACCORDING TO  
PRECIU & RICHARDS  
INTRO TO DYNAMICS  
pg (A.29)

$$= \sqrt{A+1} \cdot \frac{1}{\sqrt{A+1}} \sin^{-1} \left[ \sqrt{\frac{A+1}{A}} \sin a\theta \right]$$

$$= \boxed{\sin^{-1} \left[ \sqrt{\frac{A+1}{A}} \sin a\theta \right]}$$

NOTE: SLIGHTLY  
DIFFERENT FROM  
THE BOOK!

REMARK: THIS INTEGRAL IS ALSO NONTRIVIAL TO DO IN MATHEMATICA.  
 THE 'OUT OF THE BOX' SOLUTION FROM MATHEMATICA  
 DOESN'T AGREE WITH THE  $\text{SM}^{-1}$  SOLUTION OVER THE  
 ENTIRE DOMAIN:

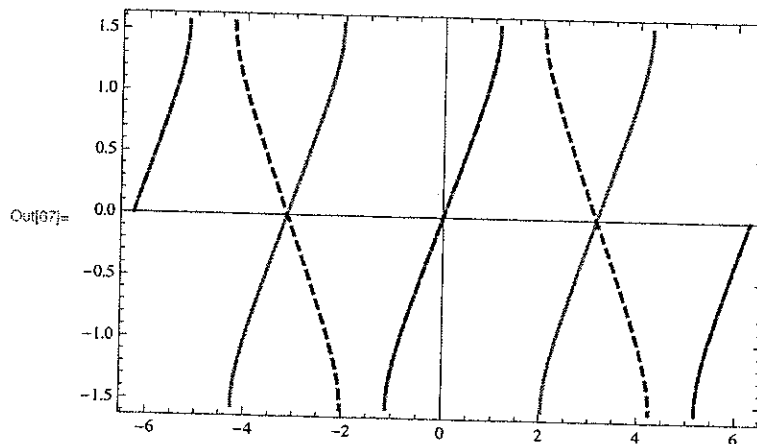
In[56]:= Assuming[{A ∈ Reals, A > 0}, Integrate[ $\frac{\sqrt{A+1}}{\sqrt{A - \tan[k]^2}}$ , k]]

Out[56]= 
$$\frac{\text{ArcTan}\left[\frac{\sqrt{2}\sqrt{1+A}\sin[k]}{\sqrt{-1+A+(1+A)\cos[2k]}}\right]\sqrt{-1+A+\cos[2k]+A\cos[2k]}\text{Sec}[k]}{\sqrt{2}\sqrt{1+A}\sqrt{\frac{A-\tan[k]^2}{1+A}}}$$

In[59]:= f[k\_, A\_] := 
$$\frac{\text{ArcTan}\left[\frac{\sqrt{2}\sqrt{1+A}\sin[k]}{\sqrt{-1+A+(1+A)\cos[2k]}}\right]\sqrt{-1+A+\cos[2k]+A\cos[2k]}\text{Sec}[k]}{\sqrt{2}\sqrt{1+A}\sqrt{\frac{A-\tan[k]^2}{1+A}}}$$

In[61]:= g[k\_, A\_] := ArcSin[ $\sqrt{\frac{A+1}{A}}\sin[k]$ ]

In[67]:= Plot[{f[k, 4], g[k, 4]}, {k, -2π, 2π},  
 Frame → True,  
 PlotStyle → {{Thick, Red}, {Thick, Blue, Dashed}}  
 ]



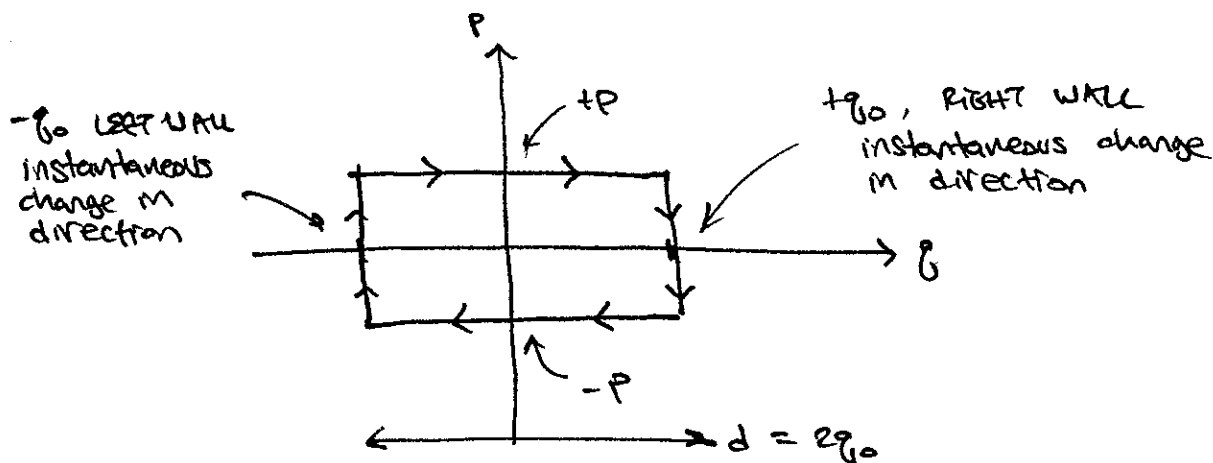


### 3. (H&F 6.20) Bouncing ball btwn two walls



BALL TRAVELS WITH CONSTANT MOMENTUM EXCEPT @ THE WALL WHERE IT CHANGES DIRECTION INSTANTANEOUSLY.

#### a) PHASE SPACE TRAJECTORY



ACTION VARIABLE: 
$$I = \frac{1}{2\pi} d \times 2p$$

$$= \boxed{\frac{d}{\pi} \sqrt{2mE}} \quad (n=1)$$

$H = f(I) \rightarrow \omega = \partial H / \partial I$

$H = \frac{1}{2m} \left( \frac{\pi}{d} I \right)^2$

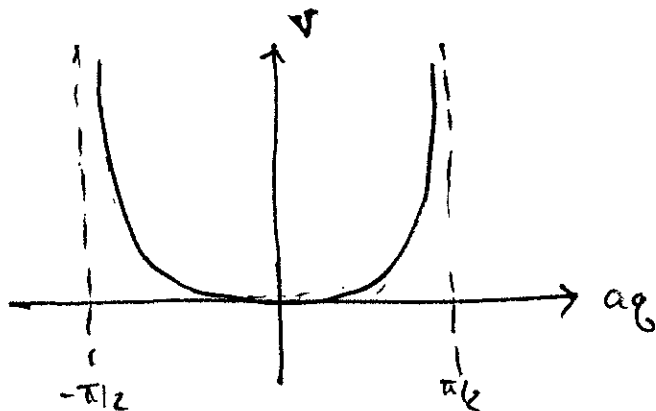
$$\omega = \frac{1}{m} \left( \frac{\pi}{d} \right)^2 I = \boxed{\frac{\pi}{d} \sqrt{\frac{2E}{m}}}$$

COMPARE TO  $\omega = \frac{2\pi}{T} = \frac{\pi}{d} \sqrt{\frac{2E}{m}} \rightarrow$  matches! ✓  
 $\uparrow T = 2d/v, \quad v = \sqrt{2E/m}$

AS NOTED BY THE QUESTION, ONE CANNOT WRITE A HAMILTONIAN FOR THIS MODEL SINCE THE FORCE IS DISCONTINUOUS.

WE SHOWED IN THE PREVIOUS PROBLEM THAT THE ANGLE VARIABLE CAN BE EXPRESSED AS AN INTEGRAL OF  $\partial P(q, I) / \partial I$  ; THIS IS WELL DEFINED.

b) RECALL:  $V(q) = U \tan^2(aq)$



INCREASING  $U$ : ROUNDER @ BOTTOM:  $\cup \rightarrow \cup$

INCREASING  $a$ : tightens domain:  $\cup \rightarrow \cup$  (in  $q$  space)

WANT LIMIT:  $\boxed{U \rightarrow 0}$  (flat bottom)

$a$  s.t. DISTANCE IS  $2q_0 = d$

$\Rightarrow \boxed{a = \pi/d}$

Then: (6.134)  $\rightarrow \frac{1}{\sqrt{2}} \frac{\pi}{d} I = \sqrt{E}$

$$I = \frac{d}{\pi} \sqrt{2E}$$

Matches part (a). ✓

(6.135)  $\rightarrow \frac{d}{\pi} \frac{\omega}{\sqrt{2}} = \sqrt{E}$

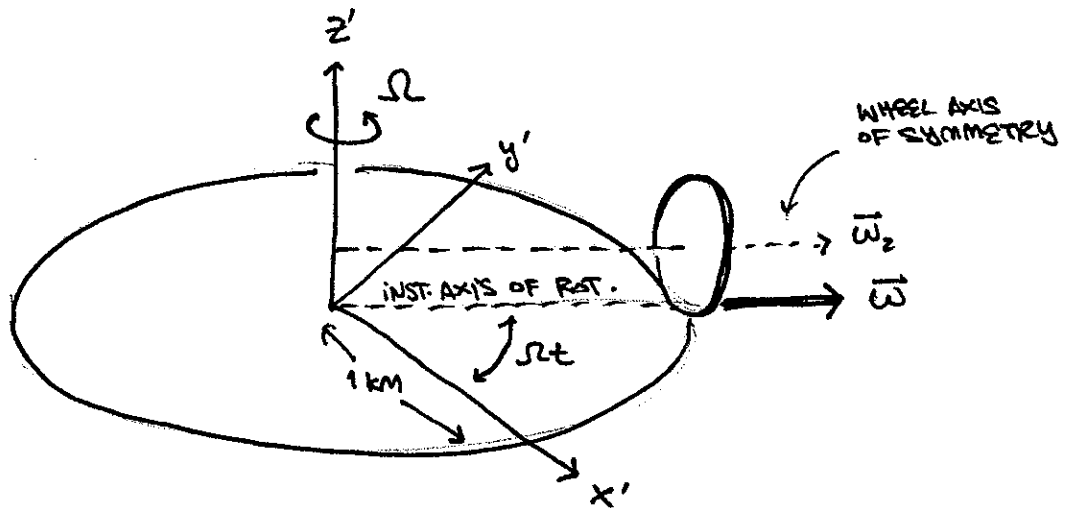
$$\omega = \frac{\pi}{d} \sqrt{2E}$$

✓

~~9 (H2F 7.1) LORENZIVZ~~

4+

4 (H&F 7.1) LOCOMOTIVE



(COMPARE TO H&F FIG 7.4)

$$\Omega = \left( 80 \frac{\text{km}}{\text{hr}} \right) \cdot \frac{1 \text{ rotation}}{2\pi \text{ km}} \cdot \frac{1 \text{ hr}}{60 \text{ min}} = \frac{2}{3\pi} \text{ rpm}$$

a) (H&F eq 7.11)

$$\vec{\omega} = - |1000 \text{ rpm}| \left[ (\cos \Omega t) \hat{x}' + (\sin \Omega t) \hat{y}' \right]$$

$$\vec{\omega} = \begin{pmatrix} -1000 \cos \frac{2}{3\pi} t \\ -1000 \sin \frac{2}{3\pi} t \\ 0 \end{pmatrix}$$

} t in minutes  
ω in RPM

b) INTUITIVE ANSWER: @  $t=0$  the body frame axes align w/ the space frame. In this frame

$$\vec{\omega} = (-1000 \text{ rpm}, 0, 0)$$

(H&F 7.29)  $A = U^T A' U = U^T \dot{U} \Rightarrow A' = \dot{U} U^T$

where  $\vec{r}' = U \vec{r}$

↑  
 RELEVANT 'SPACE FRAME'  
 ↳ TRAIN FRAME (in this problem)

↑  
 BODY FRAME ~~is~~ (no rotation)  
 ↳ WHEEL FRAME

THE ROTATION FROM WHEEL → TRAIN FRAME IS:

$$U_{W \rightarrow T} = \begin{pmatrix} 1 & & \\ & \cos \omega t & -\sin \omega t \\ & \sin \omega t & \cos \omega t \end{pmatrix}$$

then (mathematica):

$$A' = \begin{pmatrix} 0 & 0 & 0 \\ 0 & 0 & -\omega \\ 0 & \omega & 0 \end{pmatrix} \rightarrow \boxed{\vec{\omega} = (\omega, 0, 0)} \quad \checkmark$$

b) continued: OUR ANSWER MATCHES OUR INTUITION.  
 NOTE THAT ~~THE~~ CONTRADICTIONS CAN POP UP IF  
 WE USE THE WRONG ROTATION - eg A  $\hat{z}$   
 COMPONENT FROM INCLUDING THE TRAIN TRAJECTORY

c)  $U = U_2 U_1$

TRAIN  $\rightarrow$  SPACE  
 WHEEL  $\rightarrow$  TRAIN

$$A' = \dot{U} U^T$$

$$\uparrow \dot{U} = \dot{U}_2 U_1 + U_2 \dot{U}_1$$

$$U^T = U_1^T U_2^T$$

$$= (\dot{U}_2 U_1 + U_2 \dot{U}_1) U_1^T U_2^T$$

$$= \underbrace{\dot{U}_2 U_2^T}_{A_2'} + U_2 \underbrace{\dot{U}_1 U_1^T}_{A_1'} U_2^T$$

TRAIN ANG.  
 VELOCITY IN  
 SPACE FRAME

}  $A_2'$

}  $A_1'$

WHEEL ANGULAR VELOCITY  
 IN TRAIN FRAME

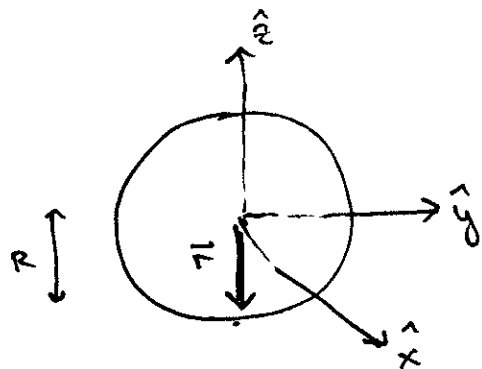
$$= A_2' + \underbrace{U_2 (A_1') U_2^T}_{\text{TRANSFORMS } A_1' \text{ TO SPACE FRAME}}$$

TRANSFORMS  $A_1'$  TO SPACE FRAME

$$= A_2' + A_1''$$

$$\leftrightarrow \vec{\omega} + \vec{\omega}$$

5 (H7F 7.4) Rolling sphere



LET  $\vec{r} = -R\hat{z}$   
 BE THE POINT OF  
 CONTACT WITH THE  
 SURFACE.

THE ROTATION IN THE  $\hat{z}$  DIRECTION ( $\omega_z$ ) IS NOT  
 RELATED TO THE CM MOTION. ON THE OTHER  
 HAND,

$$\omega_x R = -(\vec{v}_{cm})_y$$

$$\omega_y R = (\vec{v}_{cm})_x$$

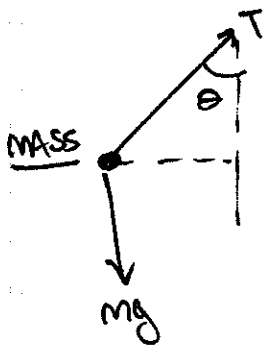
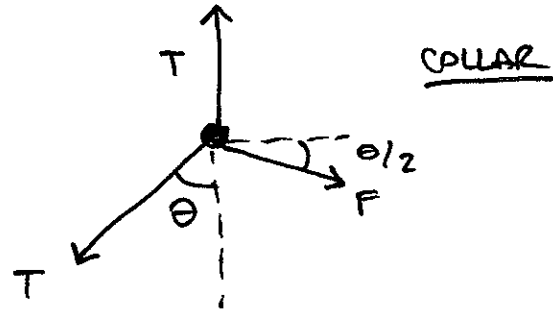
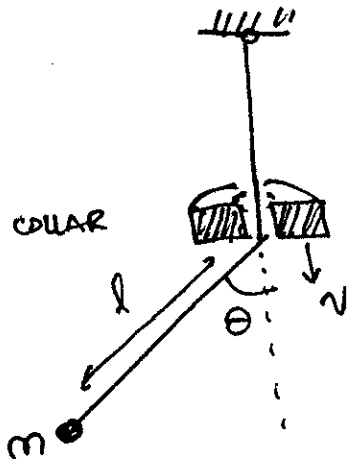
WE CAN WRITE THIS AS  $\boxed{\vec{\omega} \times \vec{r} = -\vec{v}_{cm}}$

BUT REMEMBER THAT SINCE  $\vec{r} \sim \hat{z}$  AND  $(\vec{v}_{cm})_z = 0$ ,  
 THIS ONLY CONTAINS 2 SCALAR EQUATIONS.

$$\text{DOF} = 3 + 3 - 2 - 1 = \boxed{3}$$

$\uparrow$       $\uparrow$       $\uparrow$       $\uparrow$   
 $\vec{v}_{cm}$     $\vec{\omega}$     $\vec{\omega} \times \vec{r} = -\vec{v}_{cm}$     $(\vec{v}_{cm})_z = 0$

6. SEE LECTURE NOTES FOR FREE BODY DIAGRAMS



from collar diagram:  $T \sin \theta = F \cos \frac{\theta}{2}$

from mass diagram:  $T \cos \theta = mg$

$$a) P = \vec{F} \cdot \vec{v} = F \sin \frac{\theta}{2} v$$

SMALL ANGLE:

$$F = T \theta$$

$$\sin \frac{\theta}{2} = \frac{\theta}{2}$$

$$T = mg$$

$$\rightarrow \boxed{P = \frac{1}{2} mg \theta^2 v}$$



$$b) \theta(t) = \theta_0(l) \cos(\omega(l)t)$$

$$\langle P(l) \rangle = \frac{1}{2} mgv \langle \theta(t)^2 \rangle$$

$$= \frac{1}{2} mgv \theta_0(l)^2 \underbrace{\langle \cos^2(\omega(l)t) \rangle}_{1/2}$$

$$\boxed{\langle P(l) \rangle = \frac{1}{4} mgv \theta_0(l)^2}$$

$$c) E(l) = \frac{1}{2} mg l (\theta_0(l))^2$$

$$\begin{aligned} \dot{E} &= \frac{1}{2} mg [ \dot{l} \theta_0^2 + 2l \theta_0 \theta_0' \dot{l} ] \\ &= \frac{1}{2} mg (v) \theta_0 (\theta_0 + 2l \theta_0') \end{aligned}$$

$$\uparrow = \frac{1}{4} mgv \theta_0^2$$

$$\Rightarrow \frac{1}{2} \theta_0 = -\theta_0 - 2l \theta_0'$$

$$\Rightarrow \boxed{\frac{d\theta_0}{dl} = -\frac{3}{4} \frac{\theta_0}{l}}$$

$$d) \quad \frac{d\theta_0}{\theta} = -\frac{3}{4} \frac{dl}{l}$$

$$\ln \theta_0 = -\frac{3}{4} \ln l + C$$

$$\begin{aligned} \theta_0 &= C e^{-\frac{3}{4} \ln l} \\ &= \boxed{C l^{-3/4}} \quad \checkmark \end{aligned}$$